

# 9 IN 1 OUT HDMI Multiviewer



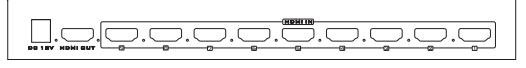
## PRODUCT INTRODUCTION

9 port HDMI multi-viewer is a high-performance switcher with nine-channel high-definition screen splitting and fast switching output. The switcher can display nine-channel high-definition digital video signals on the same screen, and has a variety of video splitting effects. At the same time, nine high-definition input signals can be quickly switched. The switcher has various and flexible control methods, which can be controlled by buttons on the front panel and IR remote control. With stable product and simple installation, it is a highly practical split switcher, which can be used in major engineering projects, conference halls and other places.

### Front View



### Back View



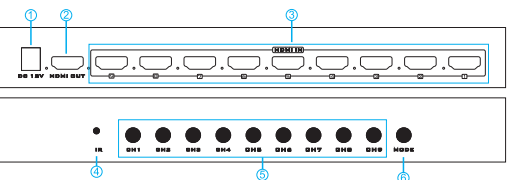
1

## FEATURES

- Support 9 HDMI input and 1 HDMI output
- Compatible with HDMI 1.4, HDCP 1.4 and DVI 1.0
- Support 9 channels, single input fast switch
- Support infrared remote switching

HDMI input	1080P,720P,1080i,1024X768,1366X768 etc
HDMI output	1080P@60Hz
The length of input HDMI cable	≤15M AWG62 standard HDMI cable
The length of output HDMI cable	≤15M AWG62 standard HDMI cable
Power	AC ( 50Hz, 60Hz ) 100V-240V.DC out 12V
Operation Temperature	( -15 to +55°C)
Operation Humidity	5% to 90%RH ( non-condensation)

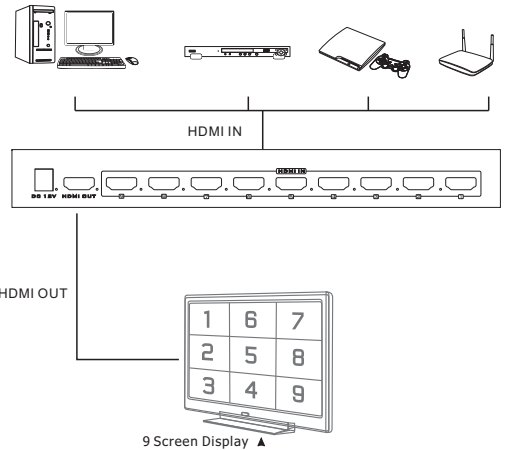
## PRODUCT INTERFACE



2

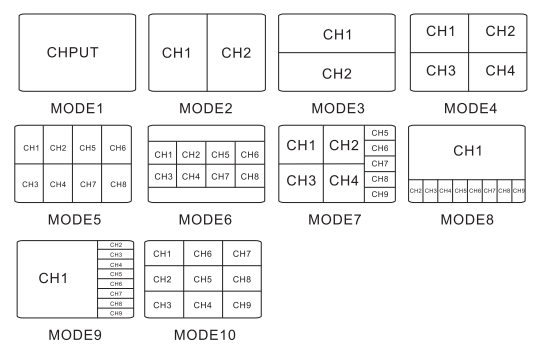
- 1 : DC 12V power port.
- 2 : HDMI output port .
- 3 : 1-9 HDMI input.
- 4 : IR remote port.
- 5 : 1-9 switch button.
- 6 : Mode switch button.

### Connection Diagram



3

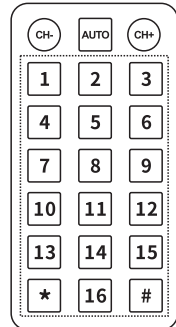
## SPLIT MODE



- MODE 1: Full screen (IN 1-9 seamless switching mode)
- MODE 2&MODE 3: Two screen display mode (9 modes separately)
- MODE 4: Four screen display mode (2 kinds display)
- MODE 5&MODE 6: Eight screen display method
- MODE 7: Four big screen, Five small screen (2 kinds display)
- MODE 8 &MODE 9: One big and eight small
- MODE 10: nine screen display mode

4

## IR REMOTE INSTRUCTION



- CH-:Next channel port
- CH+:Previous channel port
- AUTO:Mode multi-viewer button
- 1-9 : PC selected button
- \*+#: ( No used button )

- 10-16 keys are shortcut keys for split screen mode
- 10- Corresponds to MODE1: Single screen mode
- 11- Corresponding to MODE2& MODE3: two split screen mode
- 12- Corresponding to MODE4: Quad screen mode
- 13- Corresponding to MODE5&MODE6: Eight screen mode
- 14- Corresponding to MODE7: Four big screen, five small screen mode
- 15- Corresponding to MODE8 &MODE9: one Main eight small screen mode
- 16- Corresponding MODE 10: nine-split screen MODE

5

## APPLICATION



## PACKAGE CONTENT

- 1\* HDMI multi viewer
- 1\* power adapter DC12V
- 1\* IR remote controller
- 1\* user manual

6