

DVDO




DVDO-HDMI-KVM-21 2x1 HDMI 2.0 KVM Switch

User Manual


Version: V1.0.0




Important Safety Instructions


- 


1. Do not expose this apparatus to rain, moisture, dripping or splashing and that no objects filled with liquids, such as vases, shall be placed on the apparatus.



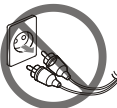
6. Clean this apparatus only with dry cloth.
- 


2. Do not install or place this unit in a bookcase, built-in cabinet or in another confined space. Ensure the unit is well ventilated.




7. Unplug this apparatus during lightning storms or when unused for long periods of time.
- 


3. To prevent risk of electric shock or fire hazard due to overheating, do not obstruct the unit's ventilation openings with newspapers, tablecloths, curtains, and similar items.




8. Protect the power cord from being walked on or pinched particularly at plugs.
- 

4. Do not install near any heat sources such as radiators, heat registers, stoves, or other apparatus (including amplifiers) that produce heat.



9. Only use attachments / accessories specified by the manufacturer.
- 

5. Do not place sources of naked flames, such as lighted candles, on the unit.



10. Refer all servicing to qualified service personnel.

Table of Contents

Introduction	5
Features	5
Package Contents	5
Specifications	6
Panel Description	7
Installation and Wiring	8
IR Remote Handset	9
Warranty Terms and Conditions.....	10

Introduction

This product is a 2x1 HDMI KVM Switcher with HDMI and HDCP2.2 compatibility. It supports resolutions up to 4K@60Hz 4:4:4, multi-channel audio and automatic HDCP 2.2/1.4 compatibility. The switcher allows users control two USB source devices/computers with only one set of USB devices (e.g. USB mouse, USB keyboard, USB flash and other USB2.0 compliant devices). It supports switching by buttons on the front panel or IR remote, and provides a wide compatibility choice for different operating systems, such as Windows, Mac OS and Linux, no driver required and simple plug and play.

Features

- 2x1 HDMI KVM switcher with HDMI and HDCP2.2 compliant;
- Full 18G bandwidth, up to 4K/UHD @60Hz with 4:4:4 chroma sampling;
- Supports three USB-A port for USB keyboard, USB mouse and other USB2.0 devices to control one of the two computers;
- Supports switching the KVM input port by push button on the front panel, the HDMI input and USB input are switched simultaneously;
- Supports one microphone input and one headphone output for audio application;
- Wide compatibility with Windows 10/8/7 XP, Mac OS and Linux;
- No driver required and simple plug and play.

Package Contents

Before you start the installation of the product, please check the package contents as below:

- Switcher x 1
- DC 5V 1A Power Adapter (with US, UK, EU, AU Pins) x 1
- IR Remote x 1
- IR Receiver Cable x 1

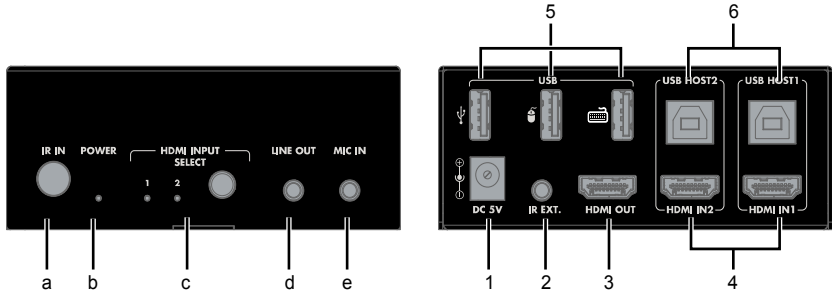
- USB-A to USB-B Data Cable (1500mm) x 2
- Mounting Brackets (with Screws) x 2
- User Manual x 1

Specifications

Technical	
Input/Output Signal Type	HDMI with 4K@60Hz 4:4:4, HDCP 2.2; USB: USB2.0
Input/Output Resolution Supported	Up to 4096 x 2160@60Hz, 4:4:4 8bit, including 4K@60Hz/4K@30Hz/1080P/ 1080i/720P
Maximum Data Rate	HDMI: 18Gbps; USB: 480Mbps
Maximum Pixel Clock	600MHz
Control Method	Front Panel, IR Remote
Audio Format	Fully supports audio formats in HDMI 2.0 specification, including PCM, Dolby TrueHD, Dolby Atmos, DTS-HD Master Audio, DTS:X

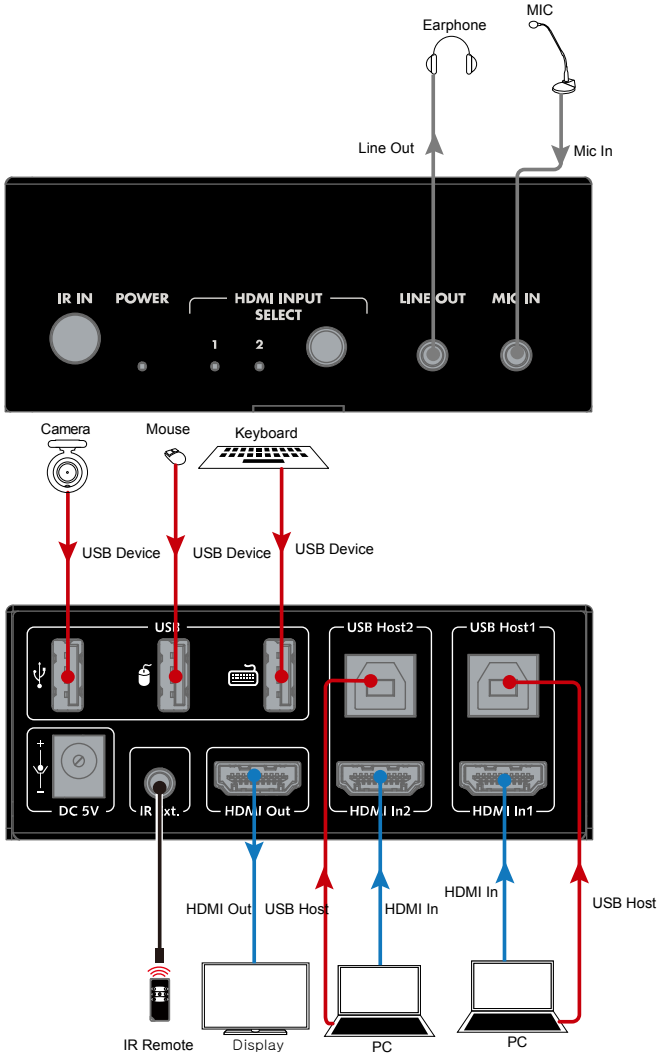
General	
Operating Temperature	0 to +45°C (32 to +113 °F)
Storage Temperature	-20 to +70°C (-4 to +158 °F)
Humidity	10% to 90%, non-condensing
ESD Protection	Human Body Model: ±8kV (air-gap discharge)/ ±4kV (contact discharge)
Power Supply	DC 5V 1A
Power Consumption (Max)	6.5W
Device Dimensions (W x H x D)	105mm × 42mm × 65.2mm / 4.13" × 1.65" × 2.57"
Product Weight	0.40kg/0.88lb

Panel Description



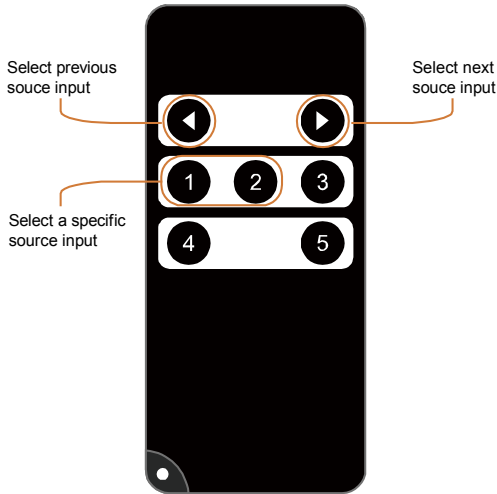
No.	Name	Description
a	IR In	Receiving the control signal of the IR remote.
b	Power LED	On: The switcher is powered on. Off: The switcher is powered off.
c	HDMI Input Selection Button and LEDs	HDMI Input Selection Button: Press to switch the selected input source. LED (1 or 2): ON: The corresponding input source (HDMI In 1/2) is selected.
d	Line Out	Connect to an earphone.
e	Mic In	Connect a microphone.
1	DC 5V	Connect to a DC 5V power adapter provided.
2	IR Ext.	Connect to the IR receive Cable provided.
3	HDMI Out	Connect to an HDMI display.
4	HDMI In 1~2	Connect to HDMI sources.
5	USB	Connect to USB devices such as USB keyboard, USB mouse, USB flash, etc.
6	USB Host 1~2	Connect to PC which follows with HDMI In (1~2), when the source (HDMI In 1 or 2) is selected, the USB devices, earphone and microphone can be connected to the corresponding Host PC.

Installation and Wiring



IR Remote Handset

The switcher can be controlled by the IR remote provided. Point the remote directly at the IR receive cable connected to the "IR Ext." port or point the remote directly at "IR In" window on front panel, switch to the desired input source.



Button	IR Codes	Description
	0x02 0x0a	Switch to next active source input (Cycle 1→2)
	0x02 0x08	Switch to previous active source input (Cycle 2→1)
	0x02 0x04	Switch to source 1
	0x02 0x05	Switch to source 2
	N/A	Not available
	N/A	Not available
	N/A	Not available

Note: Since the encoding format for IR codes above is NEC (38KHz), please ensure any third-party device (e.g. control box) used to IR control the switcher supports NEC (38KHz).

Warranty Terms and Conditions

For the following cases we shall charge for the service(s) claimed for the products if the product is still remediable and the warranty card becomes unenforceable or inapplicable.

1. The original serial number (specified by us) labeled on the product has been removed, erased, replaced, defaced or is illegible.
2. The warranty has expired.
3. The defects are caused by the fact that the product is repaired, dismantled or altered by anyone that is not from an authorized service partner. The defects are caused by the fact that the product is used or handled improperly, roughly or not as instructed in the applicable User Guide.
4. The defects are caused by any force majeure including but not limited to accidents, fire, earthquake, lightning, tsunami and war.
5. The service, configuration and gifts promised by salesman only but not covered by normal contract.
6. We preserve the right for interpretation of these cases above and to make changes to them at any time without notice.

DVDO
