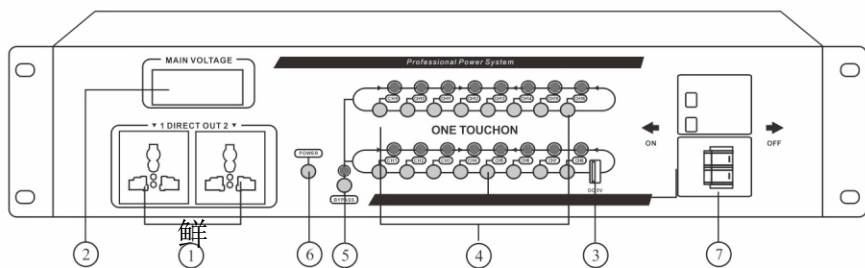
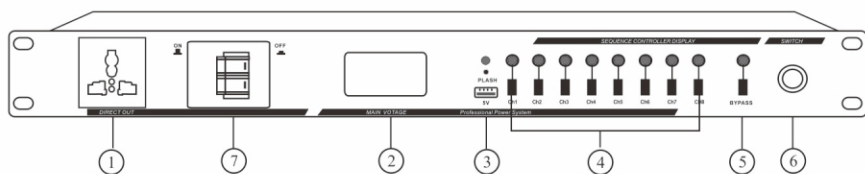
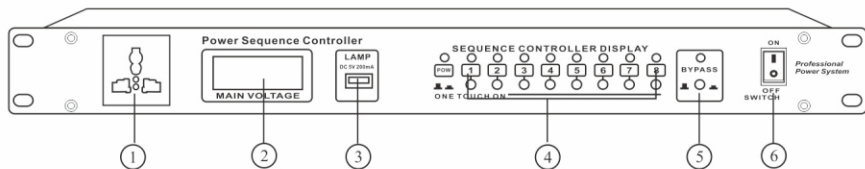


WolfPack Rack Mount 10 Outlet AC Power Sequencer Conditioner

Eight-channel timing controller

Front panel instruction



Front panel indication diagram

Through the socket

All bypass switches

The voltage display

Run the switch

5V power supply interface

Air switch

Control each button separately

If this product in one of the statement above, use it again when it is sure It is very hot and with high moisture.

If this product has agglomerated humidity then it may not work well.

If this product in one of the statement above, use it again when it is sure without any humidity.

Us IngInstructions

When you want to pull out the power line from the socket please hold the plug but not pull the line.

Please make sure the power line is far a way from any heating facility.

Please don't put anything heavy on the power line.

Please don't attempt to fix or re fit the power line.

Please make sure this product is a way from water ,such as flume, bathtub and so on.

Please do not take off the crust.

It is quite dangerous to touch the parts inside,it may cause serious of this product.

Do not use this product when it is thunderstorm Please hurry to pull off the power line from the power socket.

Install

Please place this product in a place that it is flat,steady and with excellent ventilation.

It may hear a bit when operating this product ,but it is not any situation.