



DIGITALINX
VALUE-ENGINEERED DIGITAL SOLUTIONS

DL-HDDM2 Quick Install Guide



Important notice:

- Do not attempt to disassemble or alter the housing. There are no user-serviceable parts inside the unit. Doing so will void your warranty.
- To minimize the possibility of equipment damage from electrostatic discharge (ESD), all source and destination equipment must be powered off during installation.
- Do not connect the device to a telecommunication outlet wired to unrelated equipment. Doing so may damage the unit or any connected equipment. Ensure all connected twisted pair cabling is straight-through (point-to-point).
- Allow proper ventilation to reduce the risk of thermal failure.

Product Overview

The Digitalinx DL-HDDM2 is an HDMI 2.0b and HDCP 2.2 compatible multichannel audio down mixer and de-embedder. The DL-HDDM2 was designed for use in installations where a digital or multichannel audio source is being sent to a device that does not support multichannel audio or requires analog audio.


The DL-HDDM2 features an HDMI 2.0b compatible HDMI input with audio support for up to six channel audio. The HDMI output will pass the original multichannel audio signal through the HDMI and toslink digital audio outputs plus a stereo down-mixed audio version to the L/R analog RCA outputs.

Three audio selection modes allows you to choose the compatible audio format for the HDMI output as well as the toslink and RCA audio outputs.

Package Contents


- DL-HDDM2 Audio Extractor
- Quick Install Guide
- DC5V 1A power supply with US, UK, EU and AU adapter plugs

Front Panel



1. DC5V - Power port to connect DC5V power adapter
2. POWER LED - When solid, the device is receiving power
3. AUDIO MODE - Allows users to set audio format of device
 - *M.C.* - Multi channel audio up to six channels
 - *EDID COPY* - Copies EDID from TV or AVR
 - *2CH* - 2 Channel Stereo PCM
4. HDMI IN- HDMI video input
5. LINK LED- When solid, the device has detected an active HDMI input signal

Rear Panel




1. HDMI OUT- HDMI output for display connectivity
2. OPTICAL OUT - Toslink digital audio output (mirrors HDMI)
3. L/R OUT- Stereo RCA analog audio output

Connectivity Instructions

1. Connect HDMI source device to HDMI input
2. Connect an HDMI display device to TV or AVR to the HDMI output
3. Connect Toslink digital audio output to AVR or audio device
4. Connect L/R RCA analog audio output to AVR or audio device
5. Connect the included power supply to the DL-HDDM2
6. Power on attached audio / video devices

A/V Diagram



Technical Specifications

VIDEO	
Video Inputs	HDMI transmitter
Video Input Connector	(1) HDMI type A
Input Video Signal	HDMI
Video Output	(1) HDMI
Video Output Connector	(1) HDMI type A
Output Video Signal	HDMI
Input Resolutions Supported	Up to 3840 x 2160@60 (YUV4:4:4)
Color Depth	8bit, 10bit, 12bit
Standards	Compliant with HDMI 2.0b & HDCP2.2
Audio	
Supported HDMI output formats (pass through)	LPCM 2/5.1/7.1CH, Dolby Digital, DTS 5.1, Dolby Digital+, Dolby TrueHD, DTS-HD Master Audio, Dolby Atmos, DTS:X
Supported Optical output formats	LPCM 2CH, LPCM 5.1, Dolby Digital 2/5.1CH, DTS 2/5.1CH
Supported Analog output formats	Stereo 2CH
Audio Output	Analog and Digital
Audio Output Connector	(1) L/R RCA, (1) Digital Toslink
Frequency Response	20Hz~20K Hz
Other	
System Bandwidth	18Gbps
Temperature	0-45 C / 32-104 F
Humidity	20% ~ 90%
Power Supply	DC5V 1A
Power Consumption	1.25W (Max)
Dimension (W*H*D)	74mm x 61mm x 20mm / 3" x 2.4" x .8"
Weight	130g / .3 lbs
Warranty	2 years
Certification	CE, FCC, RoHS

Liberty AV Solutions
 11675 Ridgeline Drive
 Colorado Springs, CO 80918
 800-530-8998
 supportlibav@libav.com

Thank you for your purchase.

For Technical Support please call our toll free number at
800-530-8898 or email us at supportlibav@libav.com

www.intelix.com

www.libav.com

Digitalinx is a brand of:



LIBERTY[®]
AV SOLUTIONS
A SUBSIDIARY OF WESCO DISTRIBUTION, INC.

11675 Ridgeline Drive
Colorado Springs, Colorado
80921 USA
Phone: 719-260-0061
Fax: 719-260-0075
Toll-Free: 800-530-8998