



**NETWORK
TECHNOLOGIES
INCORPORATED**

1275 Danner Dr Tel:330-562-7070
Aurora, OH 44202 Fax:330-562-1999
www.networktechinc.com

ST-C64K-HDBT-L8-R

8 HDMI over CAT5e/6/7
Point-to-Point Transmitter



Operation Manual

SAFETY PRECAUTIONS

Please read all instructions before attempting to unpack, install or operate this equipment and before connecting the power supply.

Please keep the following in mind as you unpack and install this equipment:

- Always follow basic safety precautions to reduce the risk of fire, electrical shock and injury to persons.
- To prevent fire or shock hazard, do not expose the unit to rain, moisture or install this product near water.
- Never spill liquid of any kind on or into this product.
- Never push an object of any kind into this product through any openings or empty slots in the unit, as you may damage parts inside the unit.
- Do not attach the power supply cabling to building surfaces.
- Use only the supplied power supply unit (PSU). Do not use the PSU if it is damaged.
- Do not allow anything to rest on the power cabling or allow any weight to be placed upon it or any person walk on it.
- To protect the unit from overheating, do not block any vents or openings in the unit housing that provide ventilation and allow for sufficient space for air to circulate around the unit.

REVISION HISTORY

VERSION NO.	DATE DD/MM/YY	SUMMARY OF CHANGE
VR0	03/08/12	Preliminary Release



CONTENTS

- 1. Introduction..... 1
- 2. Applications..... 1
- 3. Package Contents 1
- 4. System Requirements..... 1
- 5. Features 2
- 6. Operation Controls and Functions..... 3
 - 6.1 Front Panel..... 3
 - 6.2 Rear Panel..... 4
- 7. Connection Diagram 5
- 8. Specifications 7
- 9. Acronyms 8



1. INTRODUCTION

The 8 HDMI over CAT5e/6/7 Point-to-Point Transmitter supports the transmission of uncompressed video (up to 1080p@60 Hz/36-bit) with multichannel digital audio from up to eight high definition sources to up to eight CAT6 outputs. Also, the unit can be used in conjunction with the 8×8 HDMI matrix (optional) to provide switching control, allowing the display of any source device on any output display.

2. APPLICATIONS

- Commercial advertising and display
- Lecture room display
- Hyper market demonstration

3. PACKAGE CONTENTS

- HDMI over CAT6 Transmitter
- 1×24 V/6.25 A DC Adaptor
- Operation Manual

4. SYSTEM REQUIREMENTS

- HDMI equipped input source devices
- Industry standard CAT5e/6/7 cables

5. FEATURES

- HDMI, HDCP 1.1 and DVI compliant
- Supports HDMI 3D and 4K×2K features
- Support CEC bypass
- Supports PoE (Power over Ethernet) on compatible receivers only
- Supports audio up to 7.1Ch, Dolby TrueHD and DTS-HD Master Audio
- Supports high bit-rate audio up to 192kHz
- Supports resolutions VGA~WUXGA and 480i~1080p dependent upon the output display's EDID settings
- Supports uncompressed video up to 1080p@60 Hz/36-bit
- Supports extension up to 100 meters through CAT5e/6/7
- Supports 3D signal display dependent upon the output display's EDID settings
- Supports HDMI input up to 10 meters at 8-bit resolution or 6 meters at 12-bit resolution
- 1U size design

Note: The PoE function is designed for powering compatible receiver units only—non-PoE receivers will need their own power supply. Receivers of another brand may not be compatible.

6. OPERATION CONTROLS AND FUNCTIONS

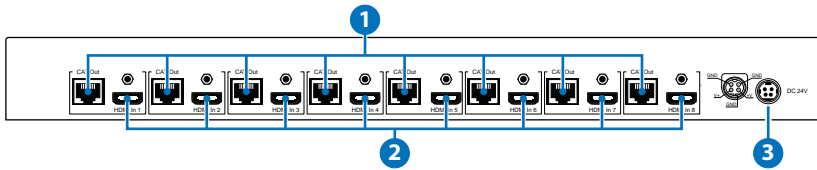
6.1 Front Panel



1 POWER

The LED will illuminate in blue when the power is on.

6.2 Rear Panel



1 CAT Out

Connect to the Receiver units with a single CAT5e/6/7 cable for HDMI Audio/Video, IR, and RS-232 signals transmission.

Note: Please do not miss connect CAT5e/6/7 ports with receiver device's LAN port doing so will destroy the device.

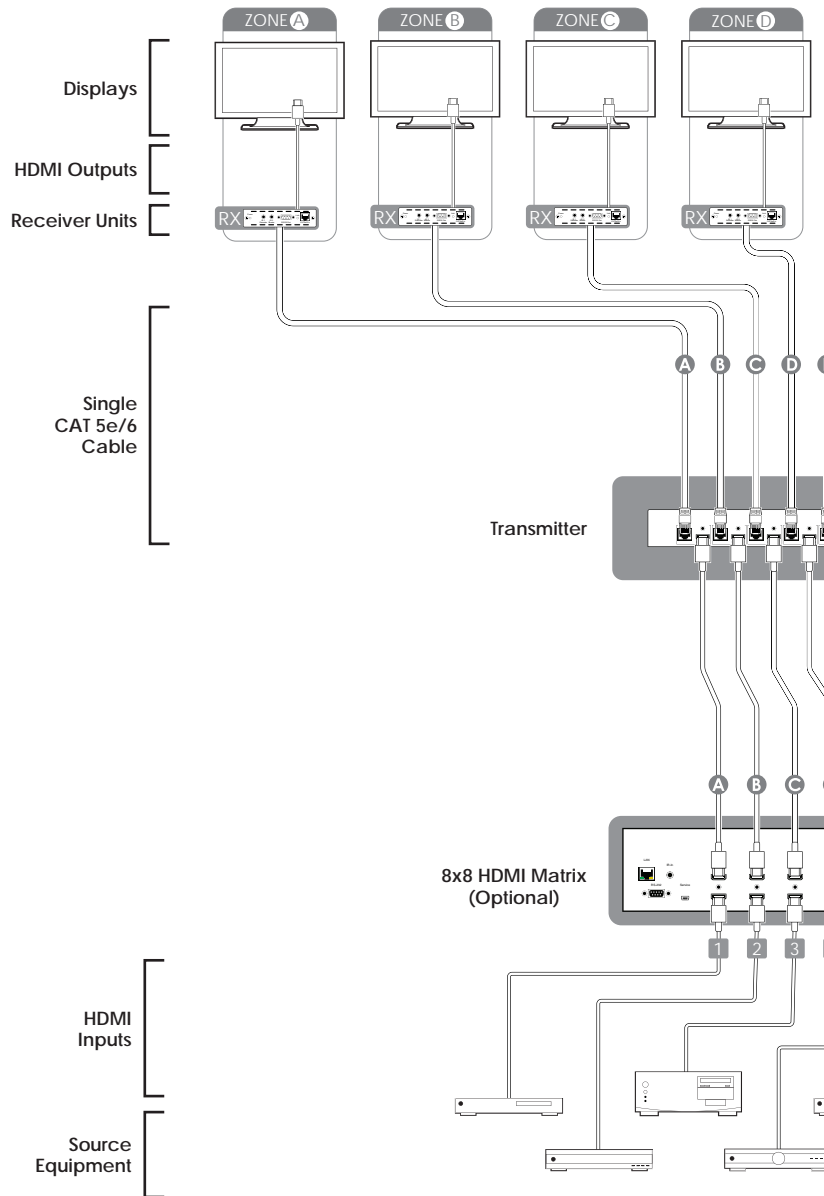
2 HDMI In 1~8

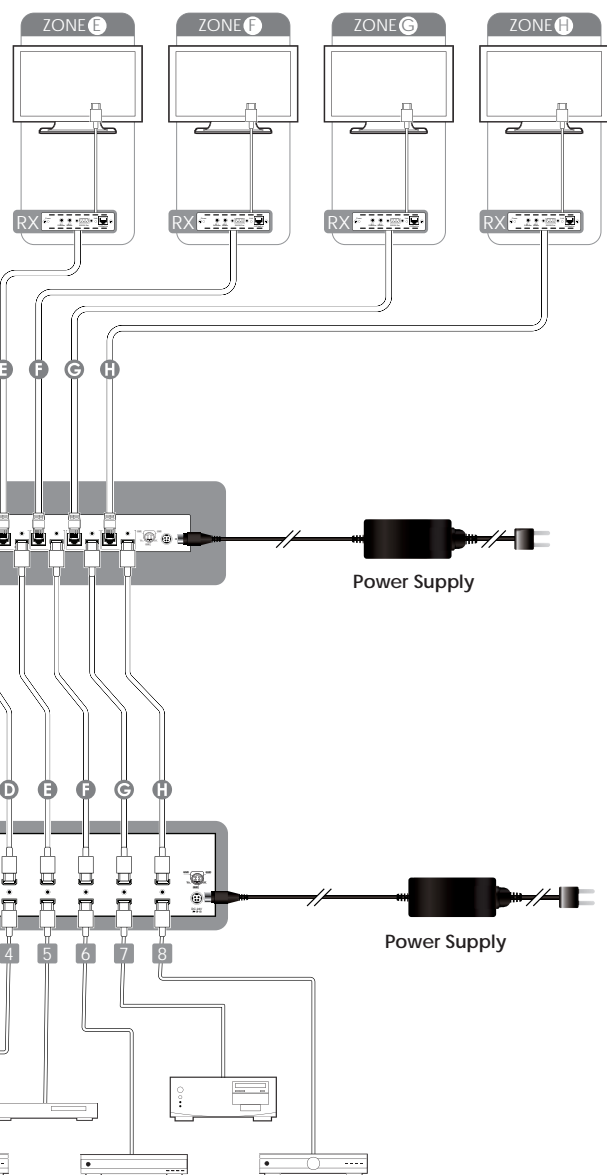
Connect to the HDMI input source devices such as a DVD player or a Set-top Box with HDMI cables or DVI to HDMI cables.

3 DC 24V

Plug the 24 V DC power supply into the unit and connect the adaptor to an AC outlet. This unit will also power PoE (Power over Ethernet) capable receiver units or non PoE receiver units.

7. CONNECTION DIAGRAM





8. SPECIFICATIONS

Video Bandwidth	300 MHz/10.2 Gbps
Input Ports	8×HDMI
Output Ports	8×CAT5e/6/7
Input / Output Resolution	VGA~WUXGA, 480i~1080p
HDMI Cable Distance	Up to 10 meters@8-bit, 6 meters@12-bit
CAT Cable Distance	Up to 100 meters@CAT5e/6/7 cable
ESD Protection	Human-body Model: ±8kV (Air-gap discharge) ±4kV (Contact discharge)
Power Supply	24 V/6.25 A DC (US/EU standards, CE/ FCC/UL certified)
Dimensions	432 mm (W)×179 mm (D)×49mm (H)
Weight	2000 g
Chassis Material	Metal
Silkscreen Color	Black
Operating Temperature	0 °C~40 °C/32 °F~104 °F
Storage Temperature	-20 °C~60 °C/-4 °F~140 °F
Relative Humidity	20~90% RH (non-condensing)
Power Consumption	71 W (Including PoE Receiver)

9. ACRONYMS

ACRONYM	COMPLETE TERM
DTS	Digital Theater System
HDCP	High-bandwidth Digital Content Protection
HDMI	High-Definition Multimedia Interface
HDTV	High-Definition Television
LCM	Liquid Crystal Monitor