



USB32-E100

USB 3.2 100 Meter Extender Over CAT

USER MANUAL



PureLink™

220-10 State Route 208

Fair Lawn, NJ 07410 USA

Tel: +1.201.488.3232

Fax: +1.201.621.6118

E-mail: sales@purelinkav.com

For order support, please contact your local dealer.

For technical support, please contact us at support@purelinkav.com.

Contents

Introduction	3
Features	3
Specifications	3
Operation Controls and Functions	4
Transmitter	4
Receiver	5
LED Indicators	5
RS-232 Pin Define	6
Installation	6
Wall Installation	7
DIN-Rail Installation	8
Rack Installation	9
Warranty	11

Introduction

PureLink's USB32-E100 USB-C 3.2 Gen 1 provides up to 100 meters of reliable extension. Adding the USB32-E100 could not be simpler, connect the TX and RX with CAT6a cable or better, apply power to the TX, add your USB devices, and that's it! The USB32-E100 is a perfect extension solution for USB cameras, touch panels, as well as desktops, laptops, and more. TAA Compliant.

Features

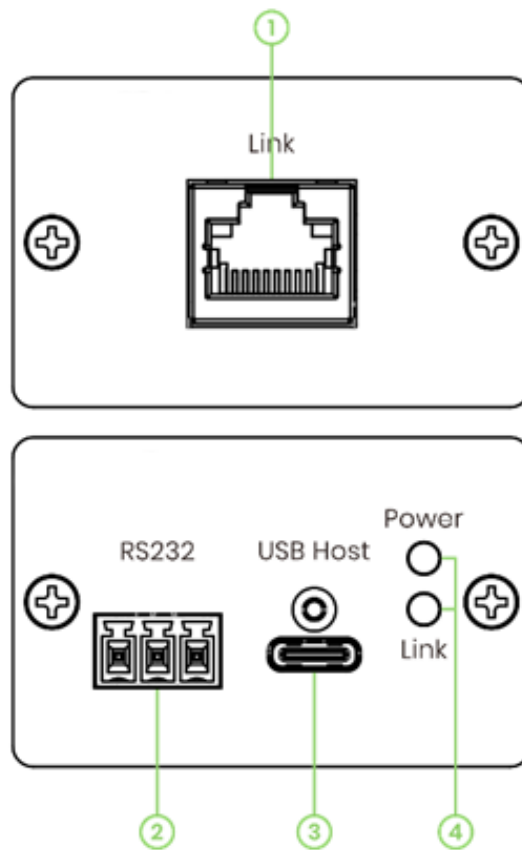
- USB-C to USB-C, or USB-C to USB-A
- 100 Meter over CAT6
- USB 3.2 Gen 1 (5 Gbit/s)
- Extends:
 - USB2.0 and USB 1.1
 - RS-232
- TAA Compliant
- Plug and Play
- Optional Rack Mount (USB32-E100-RACK)

Specifications

Technical	Transmitter	Receiver
Standard	USB3.2 Gen1 USB2.0 USB1.1 USB1.0	USB3.2 Gen1 USB2.0 USB1.1 USB1.0
Max Transmission Distance	100m over CAT6a/7	
Data Rate	USB3.2 Gen1 up to 5Gbps bidirectional	
Ports & Interfaces		
USB Data	1x USB Type-C	3 x USB Type-A 1x USB Type-C
Transmission Medium	1x RJ45	1x RJ45
RS232	1x 3-Pin Terminal Block	1x 3-Pin Terminal Block
Console		1x 3.5mm Phone Jack
Power		
Power Supply	USB 5V	12V 1.5A
Power Consumption	2W	2.76W (Does not include USB DEVICE)
Power Saving	1.6W	1.8W
Ambient Temperature		
Operation	0 to 55°C	
Storage	-40 to 80°C	
Operating Altitude	2000m	
Humidity	Up to 95%	
Physical Characteristics		
Dimension	50 x 93 x 32mm	87 x 123 x 32mm
Weight	128g	259g

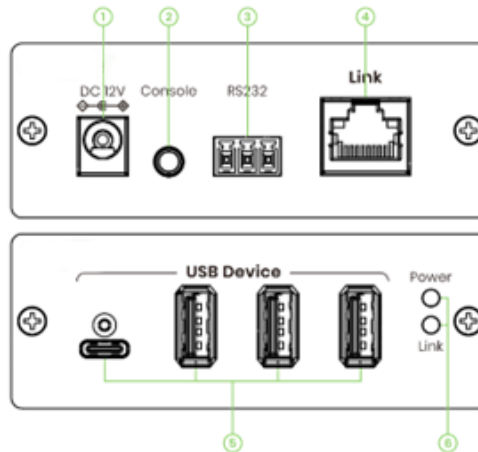
Operation Controls and Functions

Transmitter



No.	Name	Function Description
1	HDBaseT	To connect to receiver
2	RS-232	To connect to RS-232-command-controllable device (**Needs terminal block to RS-232)
3	USB Type-C	To connect to USB3.2 Gen1 source
4	Power/Link LED	Refer to LED Indicator

Receiver

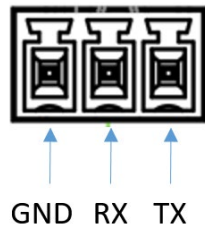


No.	Name	Function Description
1	DC Jack	To plug in DC 12V power adapter
2	Console	To update FW (needs 3.5mm jack cable to UART)
3	RS-232	To connect to RS232-command-controllable device (needs Terminal Block to RS-232)
4	HDBaseT	To connect to transmitter
5	USB Type-C/Type-A	To connect to USB device, USB3.2 Gen1 / 2.0 / 1.1 / 1.0
6	Power/Link LED	Refer to LED Indicator

LED Indicators

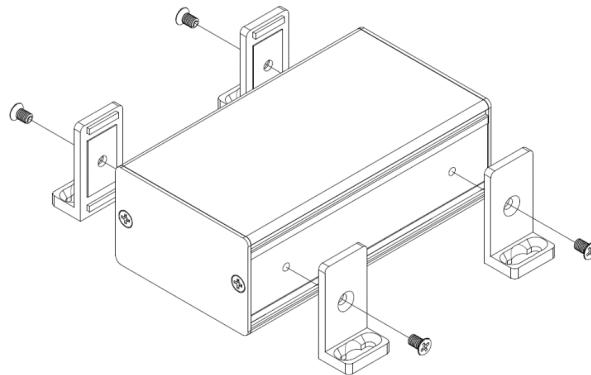
Interface	LED Color	Status
Power (Green)	On	Power On
	Off	Power Off
Link (Blue)	On	RJ45 Linked
	Off	RJ45 Unlinked

RS-232 Pin Define

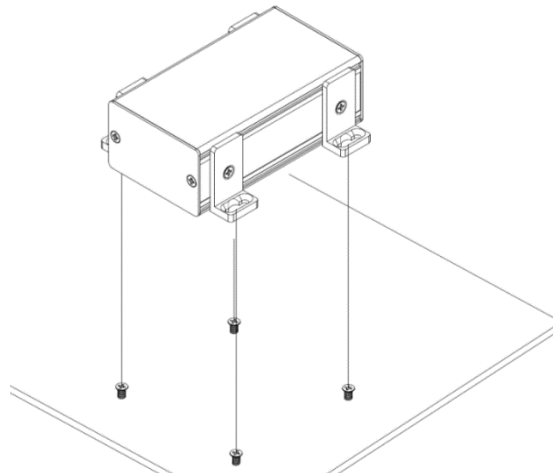


Installation

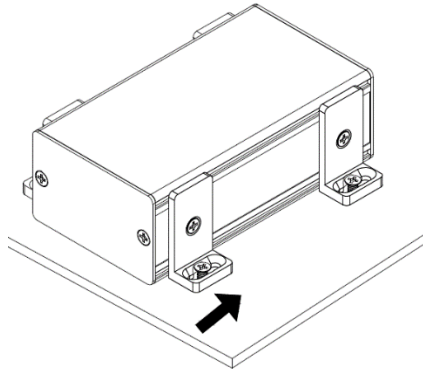
Step 1 Use machine screws to fix angle brackets on both sides of your product.



Step 2 Use self-drilling screws to fix the product on a platform.

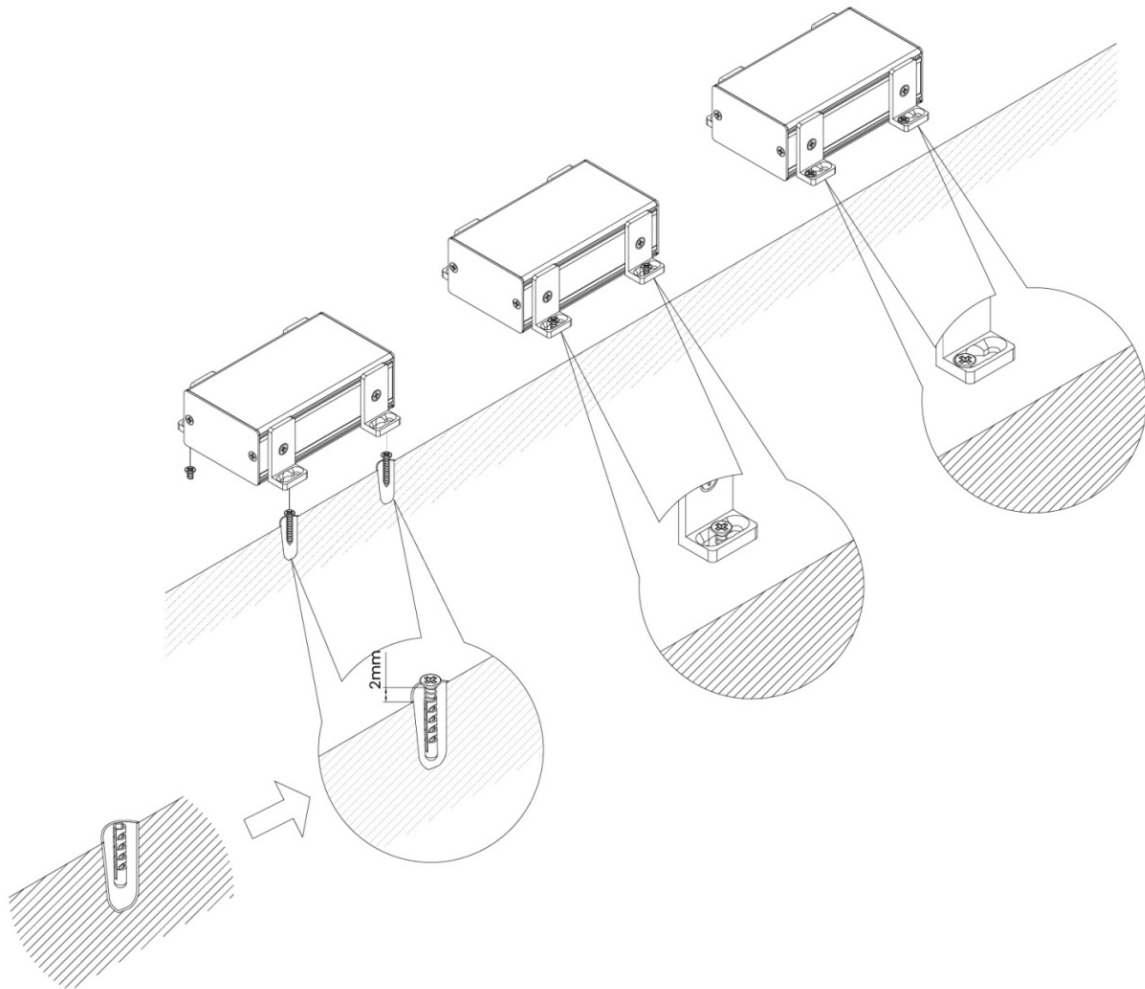


Step 3 Move the product to get fixed and then lock the screws.



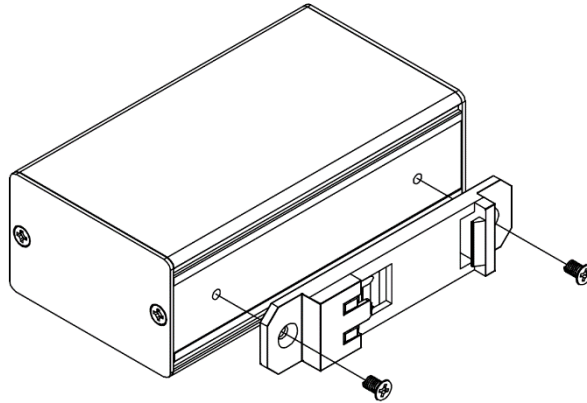
Wall Installation

Step 1 Same way as “**Installed on a Platform**”, but need to put screw plugs into the pilot hole before inserting the screws (leave 2mm space from the platform)

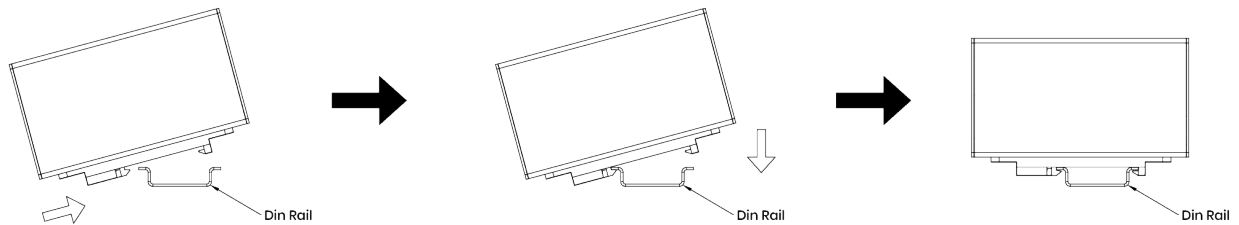


DIN-Rail Installation

Step 1 Use machine screws to fix a DIN-rail mounting plat on the side of your product.

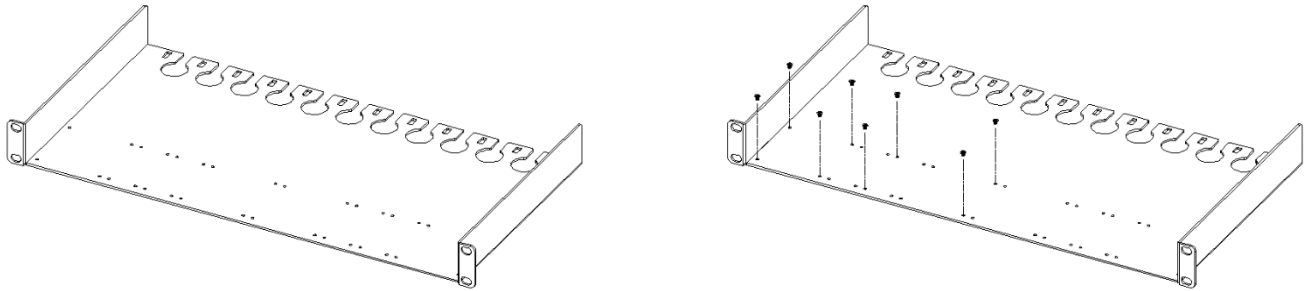


Step 2 Install your product on a DIN-rail as following instruction.

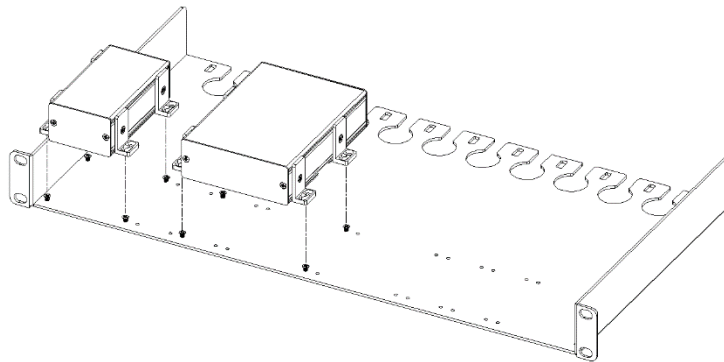


Rack Installation

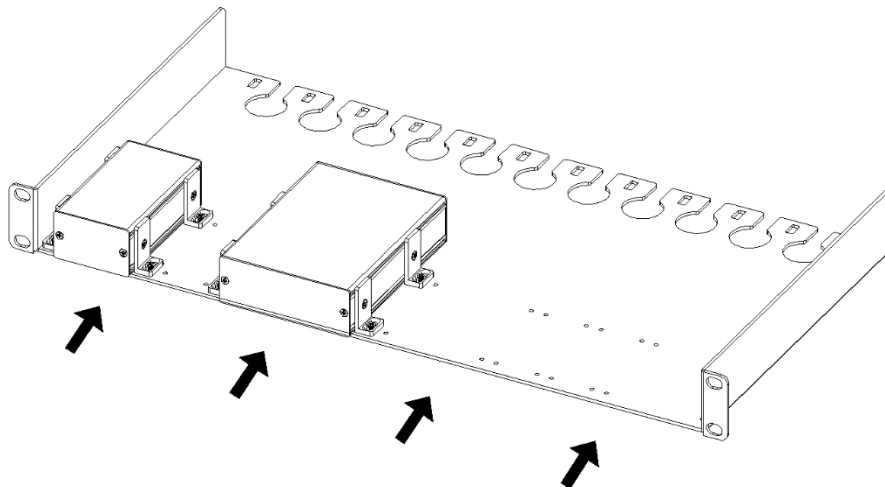
Step 1 Lock machine screws in the rack.



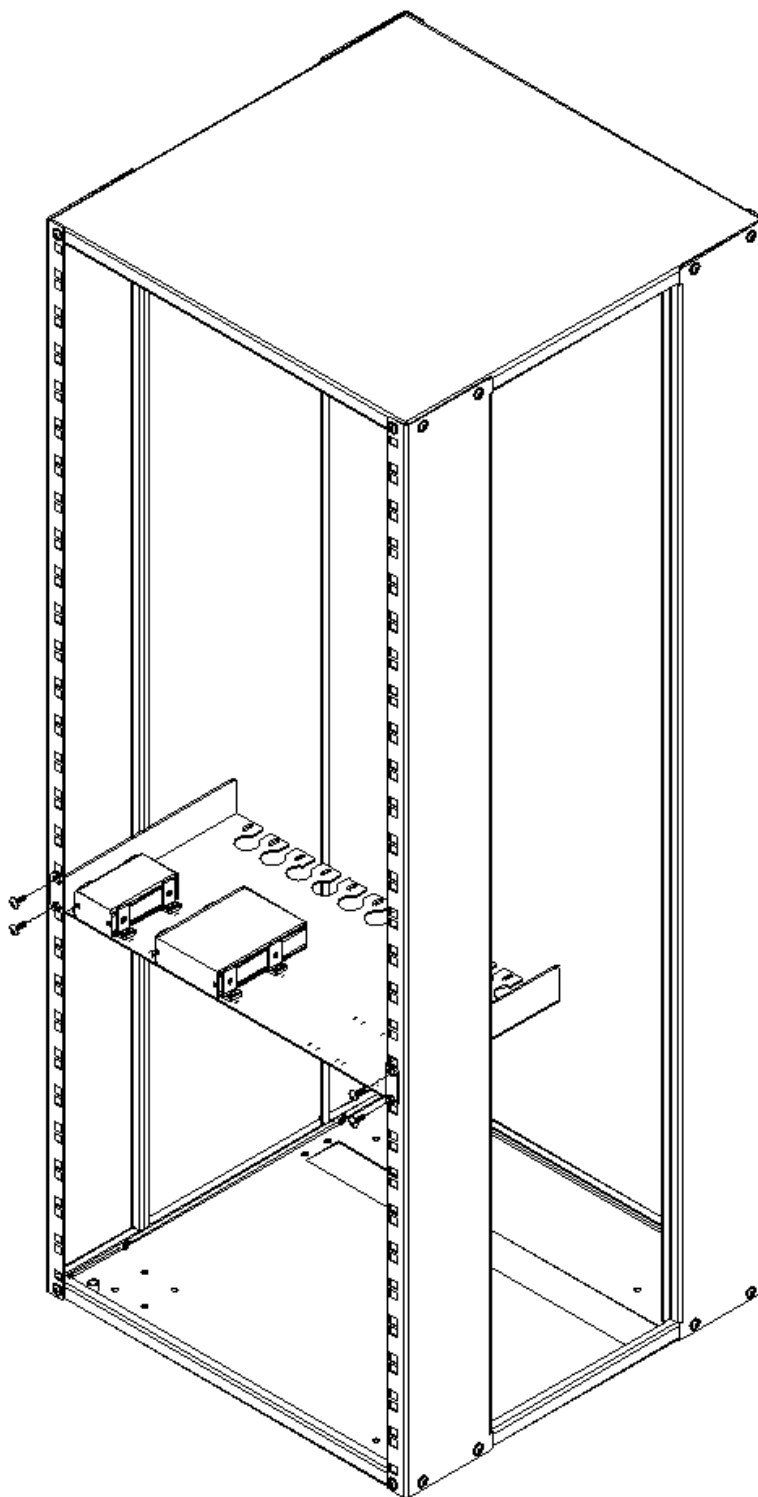
Step 2 Put your products on the rack.



Step 3 Push the products to the other side of the rack.



Step 4 Install the rack in a cabinet.



Warranty**PureLink Five (5) Year Limited Warranty for PureStream™ Branded Products Only**

Dtrovision, LLC. (hereinafter "PureLink") warrants its HDTools and PureStream™ branded products (hereinafter "Product") purchased directly from PureLink or Dealer shall be free from defects in workmanship and materials, under normal use and service, for a period of five (5) years on parts and five (5) years on labor. Any repaired or replaced equipment related to Product shall be covered only under the remaining portion of the warranty. This warranty has no relationship to and exists independently of any warranty offered by Dealer. This warranty is a limited warranty and gives you specific legal rights. You may also have other rights which vary from state to state.

TERMS & CONDITIONS

PureLink shall repair or replace the Product if it develops a material fault during the period of warranty, on condition that i) the Product has only been subject to normal use in a domestic or commercial environment in a manner consistent with its specification and functionality, ii) the Product has been cared for reasonably and only subjected to reasonable wear and tear, iii) the defect has not been caused by willful or negligent abuse or neglect, or any accident or improper installation procedure, iv) the serial number of the Product has not been altered or removed. This warranty only applies to the original purchaser, and shall be the exclusive remedy to the original purchaser. PureLink shall not be liable for any damages whatsoever caused by Product or the failure of Product to perform, including incidental or consequential damages. PureLink shall not be liable for any claim made by a third party or made by the purchaser for a third party. Except as expressly set forth in this warranty, PureLink makes no other warranties, expressed or implied, including any implied warranties of merchantability and fitness for a particular purpose. PureLink expressly disclaims all warranties not satisfied in this limited warranty. Any implied warranties that may be imposed by law are limited to the terms of this limited warranty. This warranty statement supersedes all previous warranties.

WARRANTY RETURNS/REPAIRS/EXCHANGES

No merchandise may be returned without prior authorization from PureLink, and a Return Materials Authorization (RMA) number. Failure to comply with these conditions will result in rejection of the returned merchandise. Any warranty service on Products must be arranged through Dealer. Authorized returns must be shipped freight prepaid and fully insured to PureLink, Fair Lawn, NJ USA, with the RMA number clearly marked on the outside of all shipping boxes and containers. PureLink reserves the right at its sole discretion to refuse any shipments arriving freight collect or without an RMA number. Any authorized returned merchandise must be accompanied by a note describing the reason for return, along with contact information including name, phone number, return mailing and shipping addresses, e-mail address, and RMA number. On any products returned and accepted with an RMA number, return freight charges following repair of items under warranty shall be paid by PureLink, shipping by the standard ground carrier of its choice.

ADVANCE WARRANTY REPLACEMENTS

PureLink's advance replacement service offers a Replacement Unit upon request - free of charge for eligible products purchased less than one (1) year of the warranty claim. Products purchased more than one (1) year prior to the warranty claim do not qualify for advance replacement services. Advance replacement requests must be validated by a member of PureLink's Technical Support Team. Replacement units may be new or refurbished and are subject to availability. PureLink is responsible for shipping the Replacement Unit to your designated location by standard ground service. All other shipping methods will be the responsibility of the Dealer. Original Unit Return – the Original Unit must be returned within thirty (30) calendar days of the return authorization date. Failure to return the Original Unit within this period will be subject to a minimum 15% re-stocking fee. Dealer is solely responsible for the shipping of the Original Unit to PureLink.

TO MAKE A WARRANTY CLAIM

To make a warranty claim, promptly notify PureLink within the warranty periods described above by calling PureLink's Technical Support Department at 1-201-488-3232. PureLink, in its sole discretion, will determine what action, if any, is required under this warranty. Most problems can be corrected over the phone through close cooperation between Customer and a PureLink technician. To better enable PureLink to address a warranty claim, please have the Product's serial and model numbers. If PureLink, in its sole discretion, determines that an on-site visit or other remedial action is necessary, PureLink may send a representative to Customer's site.

CUSTOMER SERVICE

Technical support inquiries can be submitted electronically through the PureLink website at www.purelinkav.com. For immediate assistance please contact PureLink's Customer Care Team at +1 (201) 488-3232.