

User Manual

WolfPack 2x4 HDMI 2.1 Video Wall

Output self-adaptive
L/R audio output
8K@60 4:2:0
IP/RS232 Contro
HDTVW24HH-8K

Make Installation Easy

OVERVIEW

This product is a 2 in 4 out HDMI video wall with Ultra HD up to 8k60 4:2:0 8bit and HDCP2.3. It support two HDMI input. And also provide audio de-embedded via Phoenix Terminal. Output self-adaptive can compatible with different TVS.It support 2X2mode.

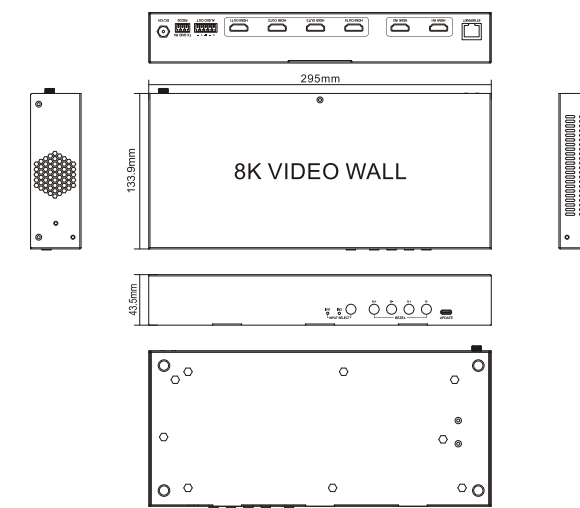
The product can be controlled by front panel buttons, RS232, and IP/web UI. Also we provide API commands for your control system.

It is ideal for applications such as Home theatre, offices, school, conference rooms, shopping malls, hotels and museums.

FEATURES

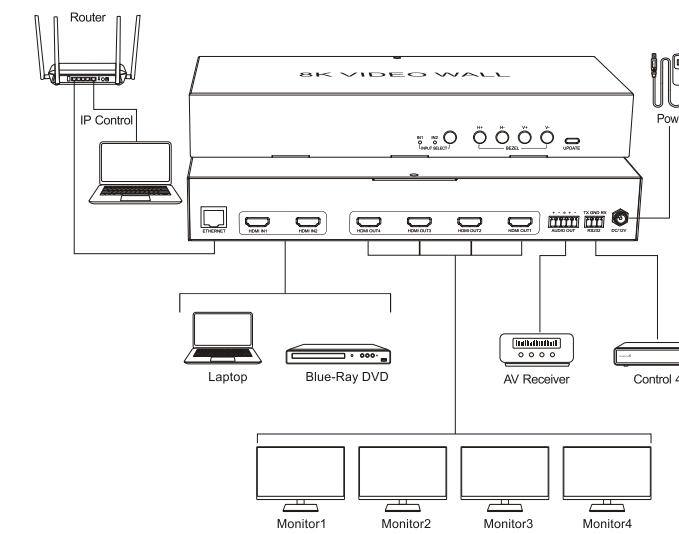
- 2x4 HDMI 2.1 video wall.
- HDMI2.1 with 8K@60 4:2:0 8bit and HDCP 2.3 compliant.
- Support 2X2 mode and have a right EDID for each mode.
- Support button, RS232, IP control and PC GUI control.
- Support Audio DE-embed.
- Support 3D, Support deep color 30bit, 36bit
- Support signal retiming, No loss of quality
- No driver required, Plug and play, Installs in minutes

PRODUCT DIAGRAM



- Package Accessories:**
- ① HDMI video wall x1
 - ② Power supply x1
 - ③ Mount ear x2
 - ④ User Manual x1

INSTALLATION



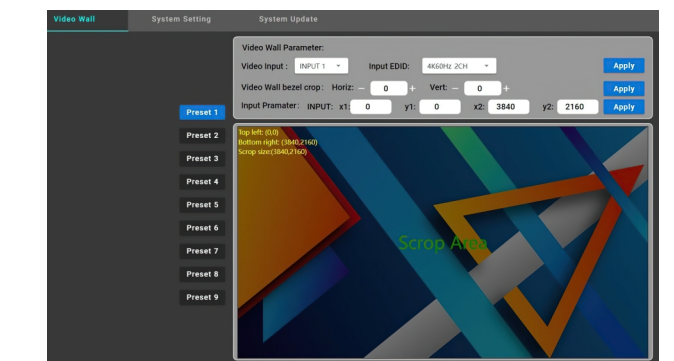
Operating and Connecting:

- 1.Connect one cable from each HDMI source devices to HDMI input.
- 2.Connect one cable from each display (monitor or projector) to the HDMI outputs.

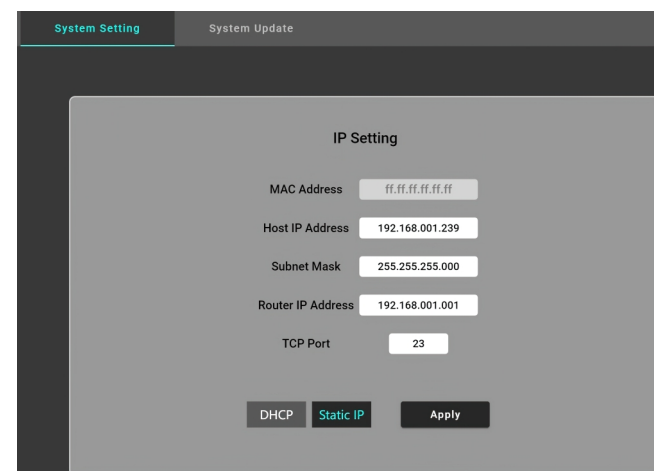
IP CONTROL

Connect the USB or RS232 to PC, using the RS232 interface to send command" EZG HIP", you will get the IP address of the matrix.
Make sure your PC and the matrix on the same network.
Typing in the IP address in a browser
Note: please begin with http://
e.g: You get a IP address 192.168.101.20
please typing in http:// 192.168.101.20
And you will see four sections

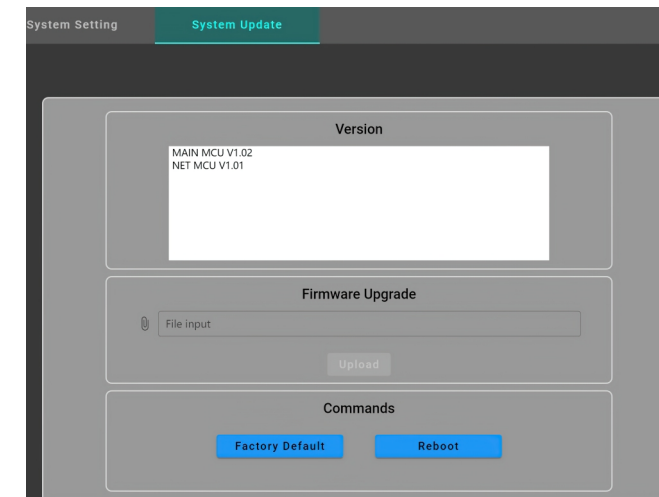
Video wall mode select(a right EDID(resolution) will be set when you select a mode).



Video wall mode select(a right EDID(resolution) will be set when you select a mode).



System update



SPECIFICATIONS

HDMI verion	HDMI 2.1	HDCP version	HDCP 2.3
HDMI resolution	24/50/60fs/8K/4K/1080p/1080i/720p/576p/576i/480p/480i	Video format	24bit/30bit,36bit deep color
Audio format	Dolby true HD/DTS-HD/LPCM7.1/Dolby AC3/DSD DOLBY ATMOS		
Input/Output TMDs signal	0.5~1.5Volts p-p(TTL)	Max working current	3A
Input/Output DDC signal	12Volts p-p (TTL)	Operating Humidity range	5 to 90%RH (No Condensation)
Power adapter format	AC (50HZ, 60HZ) : 100V-240V; Output: DC12V/3A	Operating Temperature range	(-15 to +55°C)
Dimension (LxWxH)	295*134*43.5 (mm)	Weight	1kg

NOTES

Please use this machine based on below instructions to keep longer lifetime.

1. The machine should be placed at the spot far away from the Damp, High-Temperature, Dusty, Erosive, and Oxidant environment.
2. All parts will be free from the strong shake, hit, fall.
3. Touching the device with the wet hands is prohibited.
4. Please turn power off when machine is not used for long time.
5. Please do not open the cover and do not touch the inside parts.
6. Please use the original factory power adaptor.
7. Before power on, please check the connection cable carefully. And make sure that all interfaces are normally connected.